

Learning in March



1st April 2026

Eastwood Newsletter—Issue 19

HOUSEKEEPING

General reminders

- If your child is going to be away on holiday, please notify us as soon as possible in writing. All absences should be emailed to edn@eastwood.wandsworth.sch.uk or admin@eastwood.wandsworth.sch.uk
- **Safeguarding and Child Protection Policy and Procedures: the use of mobile phones is not permitted in the building. This includes the reception and corridor areas, staff have been asked to challenge any mobile phone usage.**
- Please make sure when entering or leaving the premises you **do not open the door** for any other individuals or families. Please take note of the doors to enter and exit through when collecting or dropping your child into Beech Class
- **With warmer weather approaching please ensure that your child has a labelled sun hat and a bottle of sun cream.**

Parent Questionnaire's

We are always keen to evaluate our provision and gather feedback from parents.

Please collect a questionnaire from reception and feel free to complete this anonymously and return to us.

Contact with children and Safeguarding

We understand that children are often keen to say hello to their peers parents when they are being collected.

We are however politely requesting that parents do not cuddle, pick up or have physical contact with any other children in their child's classroom base. We hope that you can understand that this is to keep everyone at Eastwood safe.

For any safeguarding concerns our DSL's are



Child Protection Arrangements for Eastwood Day Nursery and Nursery School

Your Designated Safeguarding Leads (DSL)



Wendy Thrussell
Manager
DSL



Loren Kennedy Cobb
Team Leader with
Deputising Role
DDSL



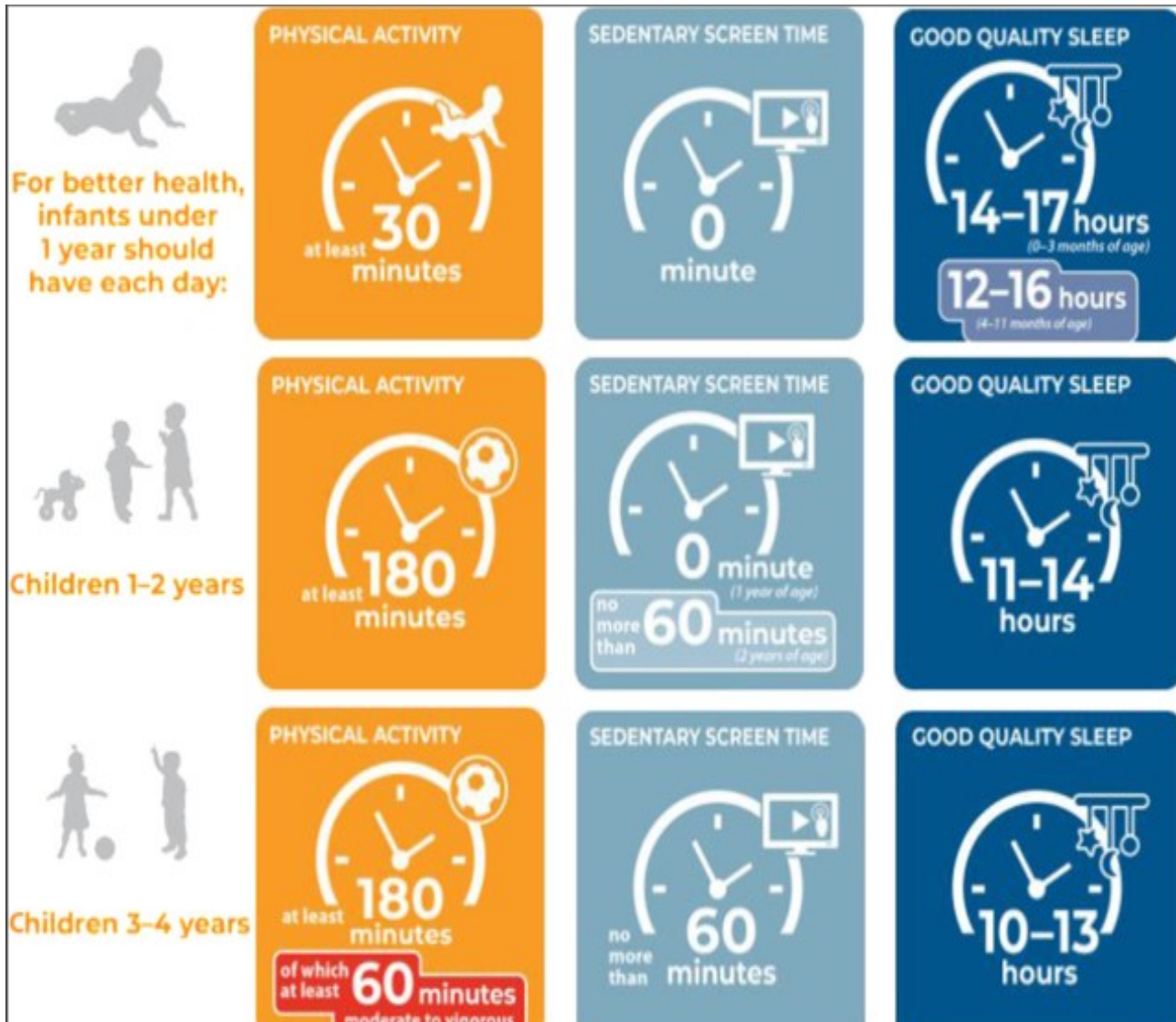
Emma Furlong
Headteacher
DSL

**NO MOBILE
PHONES**



**IN THE
BUILDING**

Advice on Screen Time



Information for Parents

The image above sets out guidance for children's physical exercise, screen time use and sleep.

The latest guidance on the use of screen time for under 5's is set out here— [Baby and toddler screen time guidance - Best Start in Life](#)



Upcoming Events



NURSERY SCHOOL DIARY DATES

DAY NURSERY DIARY DATES



March 2026

Thursday 5th March 2026—World Book Day

Friday 27th March 2026—Last day of term

April 2026

Monday 27th April—Friday 1st May 2026—Parents evening week

May 2026

Monday 4th May 2026—Closed for Bank Holiday

March 2026

Thursday 5th March 2026—World Book Day

Friday 27th March 2026—Last day of term for term time only children.

April 2026

Monday 27th April—Friday 1st May 2026—Parents evening week

May 2026

Monday 4th May 2026—Closed for Bank Holiday

Make sure you follow us on Instagram and share with friends



@EASTWOODNURSERY

Acorns



The children have been playing with balls and balloons, working together to throw, catch and bounce them.

They have been very proud of their achievements and are clapping their hands after they've caught or thrown the ball.




Ready, Steady, Go...



Using our senses...


Both inside and outside, the children have been exploring plants and herbs using their hands to investigate how these feel, and their noses to explore the scent.

They have also been interested in mixing the herbs into water and watching as they drop them through the air.



Eyes, Nose and Mouth ...

The children have shown an interest in looking at different facial features, especially eyes. They investigated pictures of them closely before sticking them onto pieces of paper and pointing out their own eyes.



The children have been focusing on the story 'Ten Little Fingers and Ten Little Toes'. Looking at their own fingers and toes and those of the dolls in Acorns.



How to make things disappear...

The children have been using playdough and other materials to hide animals and dinosaurs. They have spent a long period of time wrapping the playdough around the dinosaurs pretending to camouflage them.

The children then introduced rhyme into their play whilst doing this.



Watching water travel...

The children have been investigating how quickly or slowly the water moves as they pour it from one container into another and watch it run through funnels and fill up bottles.


They said, "Ready, go" as they poured the water out.



Get set go...

With the support of an adult, the children have been busy making their very own race tracks using blocks, guttering and magnetic tiles.

They took it in turns to race their vehicles and used mathematical language as they counted down from five and spoke about what vehicle came first and last.



Oak Class Seaside...


The children used sand, water, small animals, stones from the garden, and shells to create their very own sea side.

"The fish is swimming" one said as the children pushed the toy fish from the sand to the water.






Jack and the Beanstalk...



The children have been focusing on the fairy tale classic 'Jack and the Beanstalk'.

They have been making beanstalks in lots of different ways. Creating these and making them grow by blowing bubbles, planting their very own beans which are still growing their shoots, threading cheerio's onto spaghetti, and painting tubes to make a hanging beanstalk for Jack in Beech Class.

The children have also drawn their very own giants, made giant feet and are able to recall on events within the story, "FE FI FO FUM I AM A GAIANT HERE I COME"



Making magic potions..

The children made their very own magic potions mixing soil, daffodils, and water.

They cut up the daffodils using scissors and first spoke about the different parts of a plant.

When all of the ingredients were mixed together, the children decided that they had made magic potions and made their very own wishes.



Developing core strength..

Outdoors, the children made marks in a different way, laying on their tummy's on a spinning chair.

As they took it in turns to spin around, they made different marks on the ground using water and a paintbrush.

Afterwards, they were keen to add different colours to the water to see what patterns they could make.

